



REGISTERING FOR CAMP




TIPS FOR USING CAMPBRAIN



1

USE A LAPTOP OR DESKTOP

Campbrain is optimized for laptop and desktop use. Using a mobile phone increases your chances of errors.



2

ONLY 1 PERSON PER HOUSEHOLD CAN BE LOGGED IN


Only one adult per household can be logged in at a time. Trying to use multiple computers for the same account will lower your chances of a successful registration.



3

ONLY USE ONE BROWSER/TAB

Use the most up to date version of the browser available. Only use one tab during registration.



4

USE A HOME NETWORK/CELLULAR HOT SPOT


Some networks (school, government, work places) may block credit card fields. We recommend using a home network or cellular hot spot.



5

ERROR MESSAGE = REFRESH SCREEN

If you see the message “A lot of people are registering at the moment. You will be able to register shortly.” Please refresh your browser until this message disappears and you are able to log in.



6

CHANGING YOUR TIER PAYMENT OPTION

Our system automatically chooses a tier. To change your tier click on the small red trash can next to Tier 2 and then choose your desired tier.

Do not click the button at the top that says:

 Remove from cart



7

COMPLETE/UPDATE HOUSEHOLD FORM ONLY

All other forms (medical, cabinmate requests) will be available on March 1st. Only completing/updating the household form is required for registration.